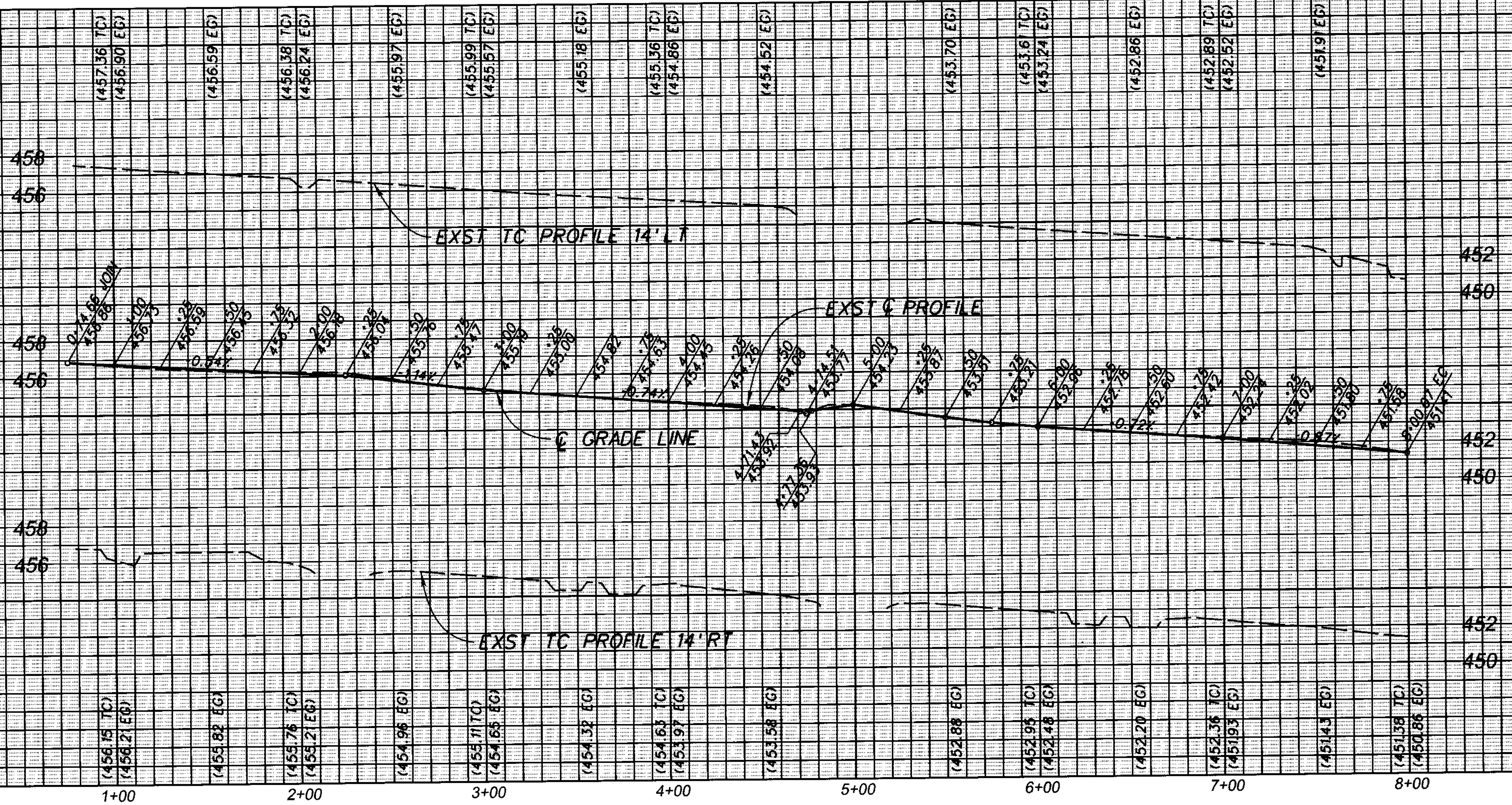
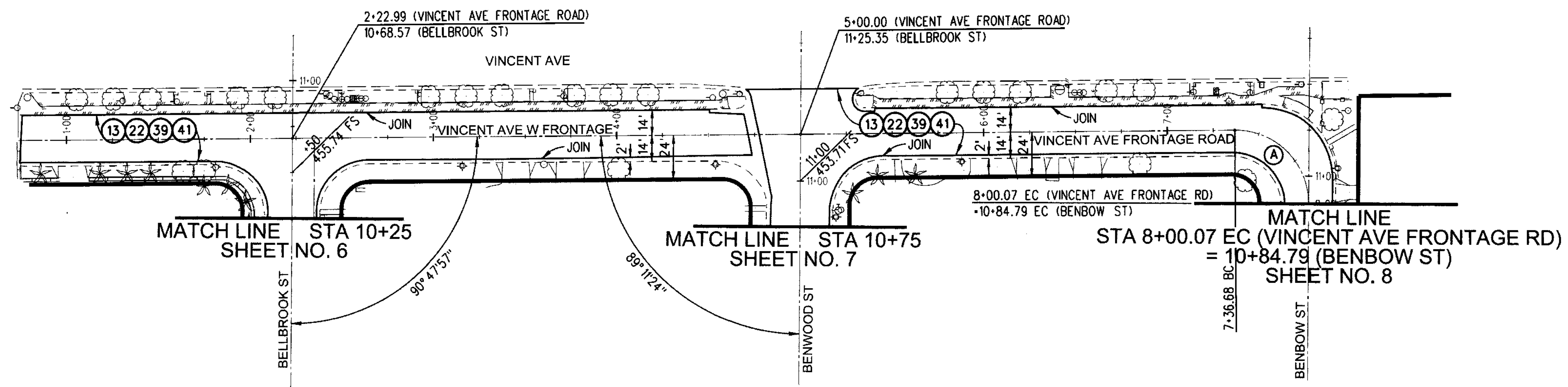


SCALE: HOR. 1" = 40'
VERT. 1" = 4'



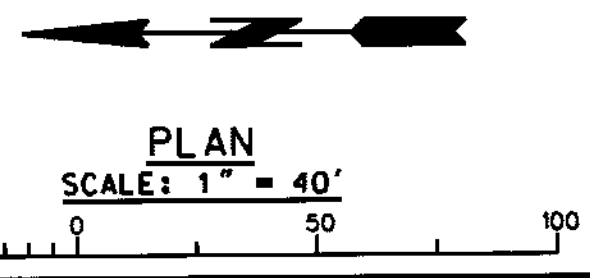
BENCH MARK
PWL B 1431 PAGE 1340
EL 455.630 NAVD' 88 (COVINA 2005)
PT# 104
SPK & DPW W (FL) CL INT
VINCENT AVE & BENWOOD ST.



CURVE DATA

CURVE	RADIUS FT.	CENTRAL ANGLE			LENGTH FT.	TANGENT FT.
		DEG.	MIN.	SEC.		
(A)	40	90	48	13	63.39	40.57

DATE: 11/13/13
REVIEWED BY: [Signature]
CADD PROJECT FILE NAME: RDC0015528-BALLENTINE_DES
CHECKER: ROY CRUZ
DESIGNER: THOMAS HO
DRAFTER: THOMAS HO



DATE	MK	DESCRIPTION

PROJECT ENGINEER: [Signature]
DATE: 11/13/13

COUNTY OF LOS ANGELES DEPARTMENT OF PUBLIC WORKS

BALLENTINE PL, ET AL

PLAN & PROFILE
PROJECT ID NO. RDC0015528

PCA X910000459 DWG PH082635 SHEET 28 OF 43

